



Drupal

-Web Applications Made Easy
by Søren Houen

Show of hands

- Who has used Drupal?

Background / Show off

- Working with Drupal for almost a year
 - Completed seven enterprise-strength CMS projects
 - New one in the tubes
- Come from a PHP background with and without Frameworks (Symfony, Zend, CakePHP)
 - Apart, of course, from having a CS bachelor
- Article in IEEE ICSC 2009 last year
 - <http://www.computer.org/portal/web/csdl/doi/10.1109/ICSC.2009.79>

Show off

- 999 Credits: Flash Gamesite (999credits.com)

The screenshot displays the 999 Credits website interface. At the top, the logo "999 CREDITS" is prominently featured in red and yellow, with the tagline "- Your credits will never run out in our games!". Navigation tabs include HOME, LATEST GAMES, FEATURED GAMES, TOP RATED GAMES, and ALL GAMES. A search bar is located in the top right corner.

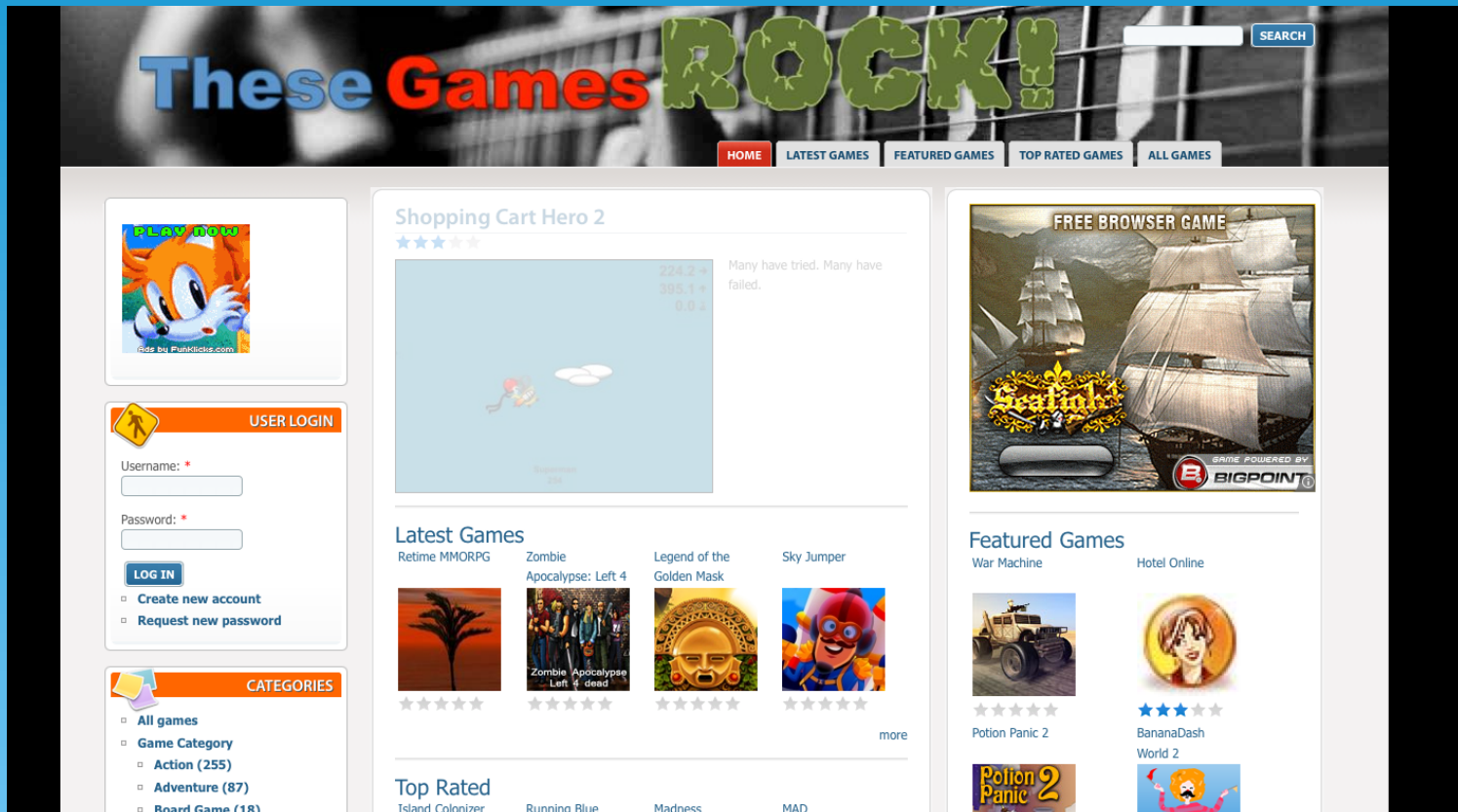
On the left side, there is a "USER LOGIN" section with fields for Username (containing "administrator") and Password, a "LOG IN" button, and links for "Create new account" and "Request new password". Below this is a "GAME CATEGORIES" section listing various game types with their respective counts: All games, Action (296), Adventure (93), Board Game (19), Casino (6), Customize (7), Dress-Up (7), Driving (36), Education (12), Fighting (33), Other (126), Puzzle (215), Rhythm (3), Shooting (127), Sports (46), and Strategy (38).

The main content area features a featured game "Shopping Cart Hero 2" with a 4-star rating and a play button. Below this is a "Latest Games" section with four game thumbnails: Feudalism II, Polimon, Flipped Out, and Snow Drift Racing. A "Top Rated" section follows with four game thumbnails: Hyper Drive X, Metal Slug Brutal, FrogFly, and Presidential Street Fight 2008.

On the right side, there is a "Featured Games" section with four game thumbnails: Frizzle Fraz, Gride, Potion Panic 2, and Sworbs. Below this is another "Featured Games" section with two game thumbnails: Pinch Hitter 2 and Jewel Lines.

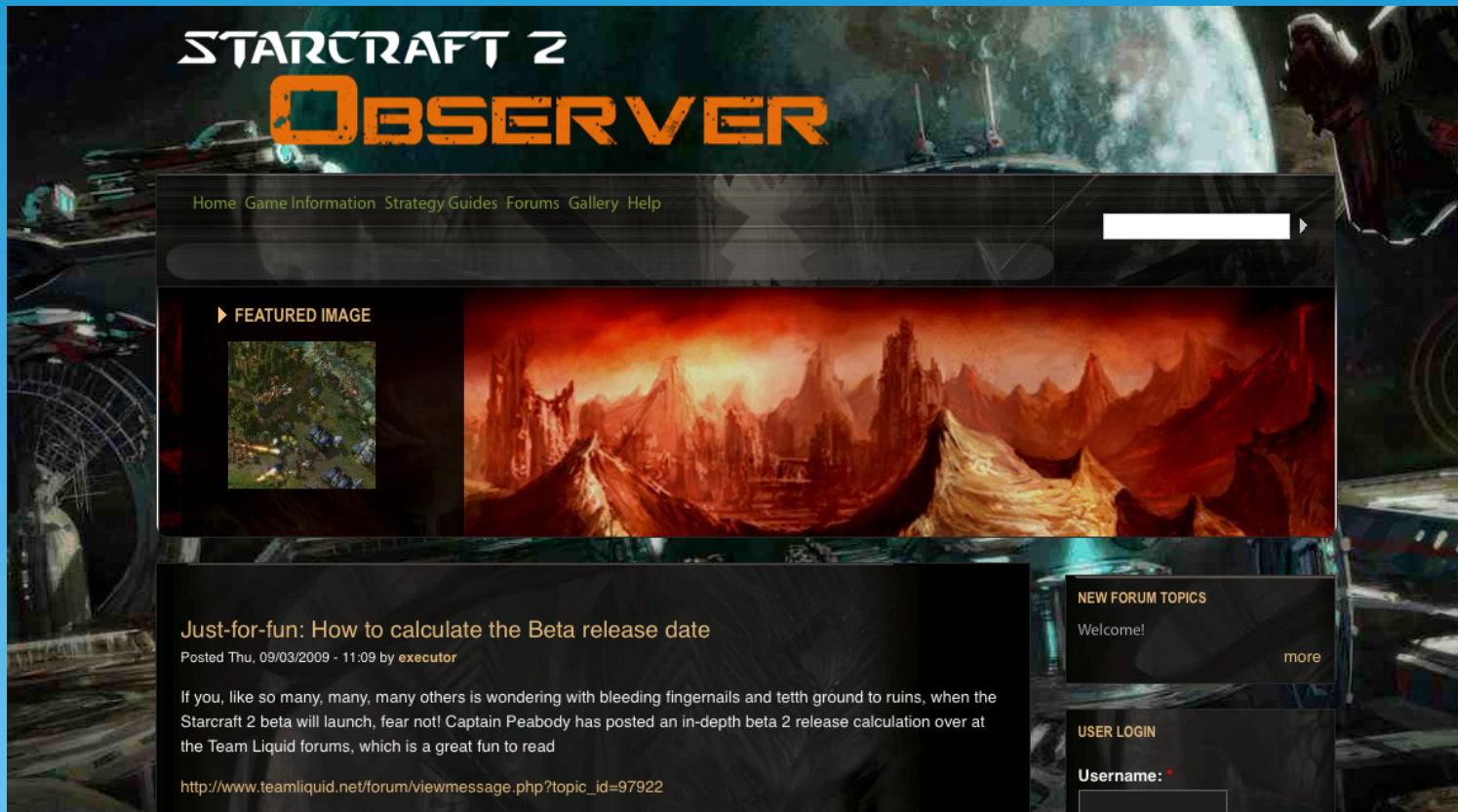
My Drupal sites

- These Games Rock: Flash Gamesite



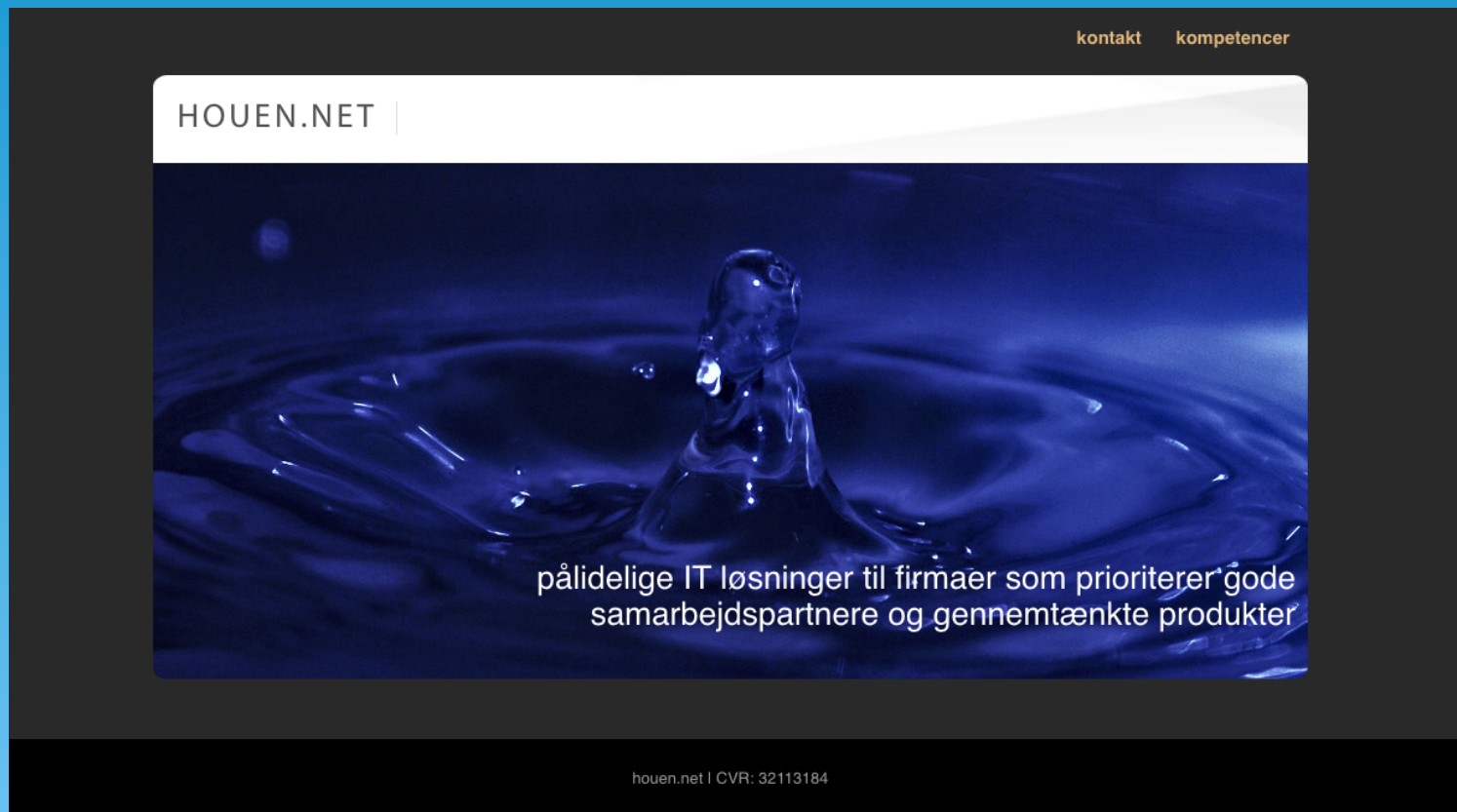
My Drupal sites

- Starcraft 2 Observer: Community hub



My Drupal sites

- Houen.net: My Company website



My Drupal sites

- Basico.dk: Company website




BASICO
- Erfaring tæller!

Dansk English

Om Basico Ydelser Jobs Bibliotek Kontakt Site map Søg >>

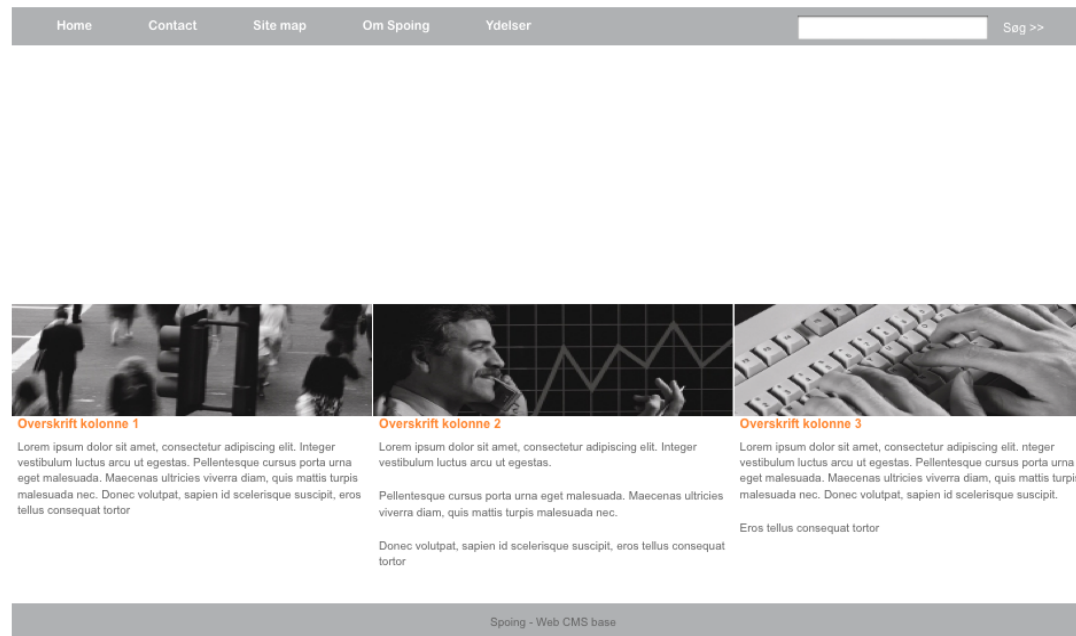
Erfaring

Han kender opgaverne, processerne og den bedste måde at løse dem på.
Det samme gør hans kolleger. Erfaring tæller.

		
Budget 2010	Nyhedsbrev	Årsregnskabsafslutning 2009
- den rigtige plan...? Hvordan forholder din virksomhed sig til de ændrede markedsforhold, og hvad betyder disse for budgetprocessen?	Basico Content oktober 2009 Content er et nyhedsbrev med inspiration til virksomheder og organisationer, der ønsker at udvikle økonomifunktionen.	Assistance Få hjælp til at lukke bøgerne, så dagligdagen også hænger sammen for økonomiafdelingen i årets første måneder.

My Drupal sites

- Spointing.dk: Company website



My Drupal sites

- Advis.dk: Company website

The screenshot shows the homepage of the Advis.dk website. At the top left is the Advis logo, consisting of a dark blue circle with a white 'a' and the word 'advis' in red. To the right of the logo is a navigation menu with links for 'Om Advis', 'Ydelser', and 'Kontakt os'. In the top right corner, there is a link: 'Skylder du penge hos en af Advis' kunder? > Klik her'. Below the navigation is a large hero section with a blurred background image of a man in a dark jacket walking in a meeting room. The text in the hero section reads: 'Vidste du... at der er stor forskel på, hvordan folk skal tiltales for at sikre den bedste inddrivelsesprocent?'. To the right of the hero section is a dark blue callout box with the text: 'Vidste du ..', 'Når du vælger inkassofirma', 'Markedets højeste inddrivelse og hurtig etablering af.', and 'Prion vel est vitae eros'. Below the hero section are three white boxes with rounded corners, each containing a service name and a brief description. The first box is titled 'Inkasso' and describes advanced technology for debt recovery. The second box is titled 'FlexSourcing' and describes managing the recruitment process. The third box is titled 'Kvalitet' and describes customer insights and effective technologies.

advis

Skylder du penge hos en af Advis' kunder? > Klik her

- INDISGT BETALER SIG

Om Advis Ydelser Kontakt os

Vidste du...
at der er stor forskel på, hvordan folk skal tiltales for at sikre den bedste inddrivelsesprocent?

Vidste du ..
Når du vælger inkassofirma
Markedets højeste inddrivelse og hurtig etablering af.
Prion vel est vitae eros

Inkasso
Viden tilsat avanceret teknologi giver fantastiske resultater – specielt for virksomheder med mange debitorer.

FlexSourcing
Vi styrer jeres rykkerproces og sikrer flere indbetalinger med færre ressourcer.

Kvalitet
Indsigt i kundesegmenter og effektive teknologier giver fantastiske resultater.

Quick look

- Open source framework (GPL)
- Started by Dries Buytaert in 2000
- Began as forum board for 8 students
- More than 275.000 current installations
 - (<http://drupal.org/project/usage>: 02/09/10)
- Is used for high-volume business-critical sites
 - For example large newspapers (pol.dk, berlingske.dk)

Purpose

- More than a framework:
Complete full-featured point-and-click
WYSIWYG CMS
- Fast to build
- Easy to extend
- Robust
- Fast

Features

- Multi-platform (Apache/IIS)
 - Linux, BSD, Solaris, Windows, Mac
- Database-independent
 - MySQL & PostgreSQL standard
 - Can be extended to any relational database
- Multi-language

Services

- “No code needed” basic functionality
 - Point-and-click WYSIWYG administration
 - Full user administration
 - Signup with email validation
 - Customizable role-based permission system
 - Content creation & editing
 - Deep content searching
 - Customizable caching
 - Input sanitization

Services

- SEO & user friendly URL's
 - www.example.com/this-url-rocks
- Permalinks
 - www.example.com/node/143
- Version control
 - Enable, edit, mess up, roll back (blame somebody)
- Statistics
 - What (content), who (IP/users), from where (referrers), to where (navigation on site)
- Content syndication (RDF/RSS)

Services

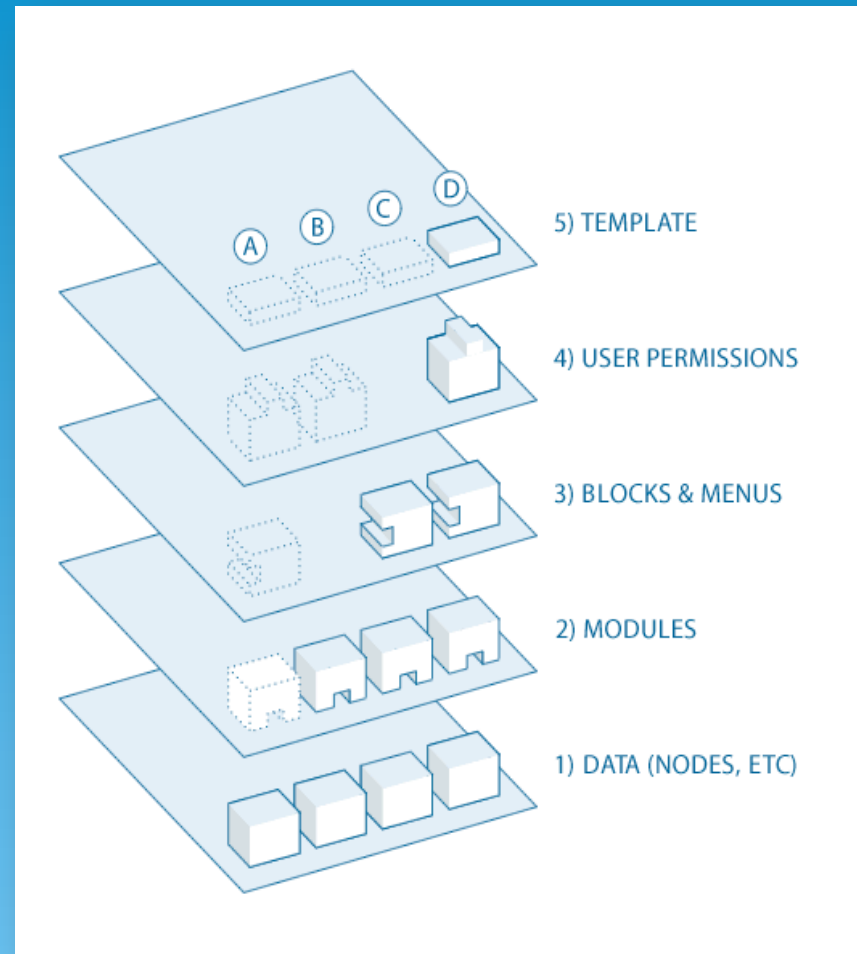
- Standard end-product functionality
 - Content types
 - Pages (Page)
 - Blog (Story)
 - Wiki (Book)

Main Concepts

- Model-View-Controller architecture
 - Database
 - Controller logic
 - Theme system
- Cron script
 - Cache, search, tidy up, etc.
- Modules, modules, modules
 - Extension by huge number of enterprise-strength modules = All-purpose web framework

Call stack

- Bottom-up levels of conceptual layers
- Notice low placement of modules = POWERFUL



Node

- Mother of all content
- Very basic information
 - Author
 - Creation date
 - Title
 - Body
- Anything else is up to you (or a module)

Modules

- We'll save those for later

Blocks

Home > Administer > Site building

Blocks

List Add block

Blocks are boxes of content that may be rendered into certain regions of your web pages, for example, into sidebars. They are usually generated automatically by modules, but administrators can create blocks manually.

Only enabled blocks are shown. You can position blocks by specifying which area of the page they should appear in (e.g., a sidebar). Highlighted labels on this page show the regions into which blocks can be rendered. You can specify where within a region a block will appear by adjusting its weight.

If you want certain blocks to disable themselves temporarily during high server loads, check the "Throttle" box. You can configure the auto-throttle on the [throttle configuration page](#) after having enabled the throttle module.

You can configure the behaviour of each block (for example, specifying on which pages and for what users it will appear) by clicking the "configure" link for each block.

[more help...]

Block	Region	Weight	Operations
Dahsboard			
Who's online	Dahsboard	0	configure
Who's new	Dahsboard	0	configure

right sidebar

Click to show the Dashboard

Flashback

a **advis**

Skylder du penge hos en af Advis' kunder? > Klik her

- INDISGT BETALER SIG

Om Advis Ydelser Kontakt os

Vidste du...

at der er stor forskel på, hvordan folk skal tiltales for at sikre den bedste inddrivelsesprocent?

Vidste du ..

Nar du vælger inkassofirma

Markedets højeste inddrivelse og hurtig etablering af.

Prion vel est vitae eros

Inkasso

Viden tilsat avanceret teknologi giver fantastiske resultater – specielt for virksomheder med mange debitorer.

FlexSourcing

Vi styrer jeres rykkerproces og sikrer flere indbetalinger med færre ressourcer.

Kvalitet

Indsigt i kundesegmenter og effektive teknologier giver fantastiske resultater.

User permissions

- Users
- Roles
- Permission

- Equals
 - Who can do what
 - Access what
 - See what

Permissions

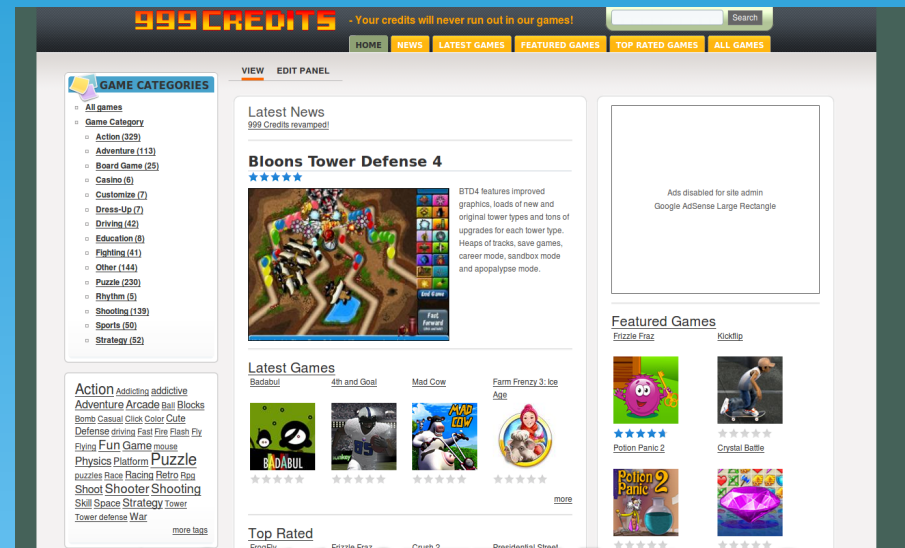
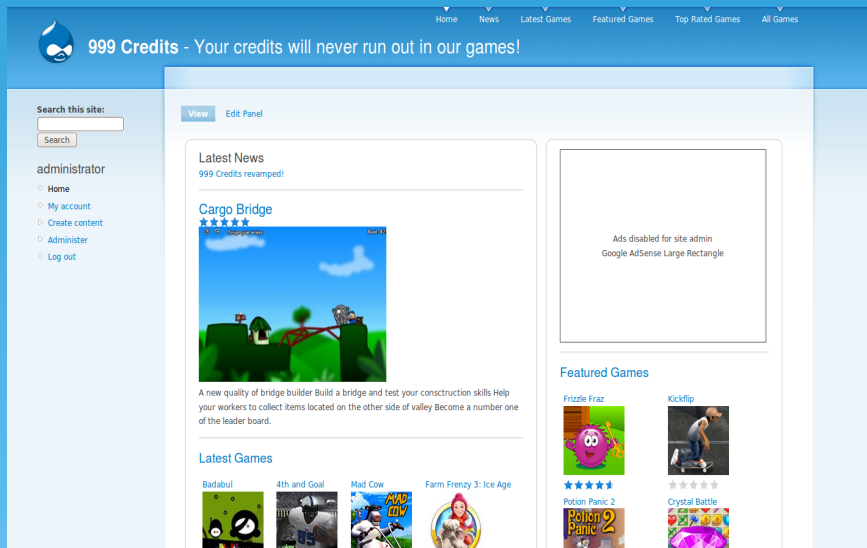
Permissions let you control what users can do on your site. Each user role (defined on the [user roles page](#)) has its own set of permissions. For example, you could give users classified as "Administrators" permission to "administer nodes" but deny this power to ordinary, "authenticated" users. You can use permissions to reveal new features to privileged users (those with subscriptions, for example). Permissions also allow trusted users to share the administrative burden of running a busy site.

Permission	anonymous user	authenticated user
avchat2 module		
access avchat2 admin interface	<input type="checkbox"/>	<input type="checkbox"/>
access avchat2 user interface	<input type="checkbox"/>	<input checked="" type="checkbox"/>
limit free video time	<input type="checkbox"/>	<input checked="" type="checkbox"/>
limit incoming video speed	<input type="checkbox"/>	<input checked="" type="checkbox"/>
block module		
administer blocks	<input type="checkbox"/>	<input type="checkbox"/>
use PHP for block visibility	<input type="checkbox"/>	<input type="checkbox"/>
coder module		
view code review	<input type="checkbox"/>	<input type="checkbox"/>
view code review all	<input type="checkbox"/>	<input type="checkbox"/>
comment module		
access comments	<input type="checkbox"/>	<input checked="" type="checkbox"/>
administer comments	<input type="checkbox"/>	<input type="checkbox"/>
post comments	<input type="checkbox"/>	<input checked="" type="checkbox"/>
post comments without approval	<input type="checkbox"/>	<input checked="" type="checkbox"/>
deadwood module		
manage conversions	<input type="checkbox"/>	<input type="checkbox"/>

Internet

Templates

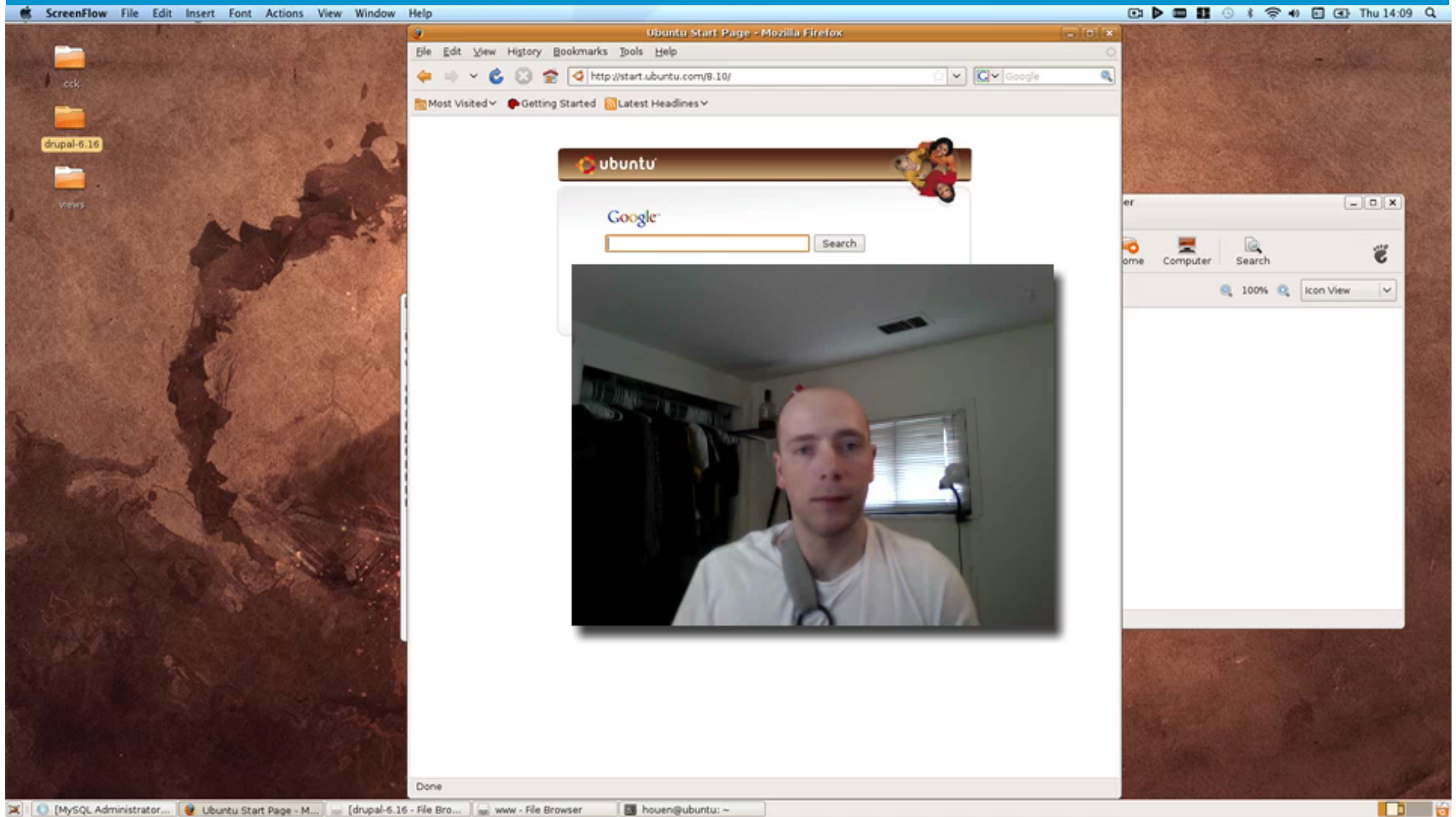
- How content appears
 - Same site, different theme



Examples

- 5-minute CMS
 - WITH ONE HAND!
- Views

5-minute CMS - ONE HANDED



Views

The screenshot shows a web browser window titled "Drupal Test - Mozilla Firefox" with the address bar at "http://localhost/". The page content includes a blue header with the Drupal logo and "Drupal Test" text. A sidebar on the left shows the user "administrator" with options: "My account", "Create content", "Administer", and "Log out". The main content area displays "Testpage" with the text "Hello from test" and a large video player showing a man in a white shirt. The browser's status bar at the bottom shows "Done" and open applications like "MySQL Administrator..." and "Drupal Test - Mozilla Firefox".

The downside

- High maintenance
 - Must be updated regularly to be secure
 - <http://drupal.org/node/661600>
 - Updates are time-consuming (unlike Wordpress 1-click updates)
 - My fervent prayer: Improved in Drupal 7
- No reselling without GPL'ing
 - Anyone got a business model for selling a good gamesite under the GPL?
- +1 million nodes requires special handling
 - Not really downside as so does most other frameworks, and can be handled


The upside

- EVERYTHING ELSE PRESENTED!
- Skeptical? Take two CMS frameworks and call me in the morning.

The literature

- Don't call me – read!
- Good resources to learn drupal (and the sources for these slides)
 - Drupal.org documentation
 - HUGE user base
 - Living, breathing, frothing community
 - Books


Using Drupal (O'Reilly)



Drupal 6 Themes



Learning Drupal 6 Module Development



Questions?